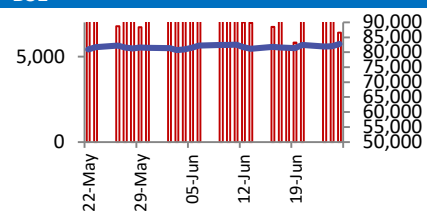
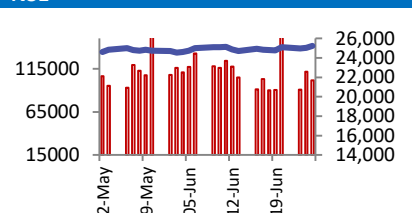


## BSE



Open	82449
High	82816
Low	82340
Close	82756
Change	700
Volume (Lacs)	8580
Turnover (Rs.inCr)	6401

## NSE



Open	25150
High	25267
Low	25125
Close	25245
Change	200
Volume(Lacs)	48678
Turnover(Rs.in Cr)	101658

World Markets	Current	Previous	Pt. Chg	Var(%)
Dow	42982	43089	(107)	-0.2%
Dow Futures	43320	43306	14	0.0%
Nasdaq	19974	19913	61	0.3%
FTSE	8719	8759	(40)	-0.5%
Nikkei	39362	38942	420	1.1%
Hang Seng	24366	24475	(109)	-0.4%
Gift Nifty	25287	25261	26	0.1%
Straits Singapore	3927	3926	1	0.0%
South Korea	3042	3108	(66)	-2.1%
Taiwan	22566	22431	135	0.6%
Shanghai	3452	3456	(4)	-0.1%

Commodity Prices	Current	Previous	Pt. Chg	Var(%)
Copper (\$/MT)	9713	9669	44	0.5%
Alumin (\$/MT)	2564	2579	(15)	-0.6%
Zinc (\$/MT)	2705	2682	23	0.9%
Brent Crude (\$/bbl)	68	68	0	0.0%
Gold (\$/Ounce)	3339	3332	7	0.2%
Silver (\$/Ounce)	36	36	0	0.0%
Light Crude (\$/bbl)	65	65	0	0.0%
N G (\$/mmbtu)	3	3	0	0.0%
Sugar (\$/MT)	470	462	8	1.7%
Rubber (Rs./kg)	200	200	0	0.0%
Baltic Dry Index	1665	1681	(16)	-1.0%

Currency Exchange Rate	Current	Previous	Var(%)
Rs./ \$ rate	86.09	85.97	0.14%
Rs./ Euro	99.88	99.82	0.06%
Rs./Chinese Yuan	12.02	12.00	0.17%
Yen / \$ rate	144.73	145.24	-0.35%
\$ US/Euro	1.17	1.17	0.00%

Dollar Index	Current	Previous	Var(%)
Dollar Index	97.46	97.68	-0.23%

Support/ Resistance Levels for Today		
	Nifty	Bank Nifty Fut
Support 1	25170	56370
Support 2	25100	56140
Resistance	25300	56840

Securities in Ban For Trade	
TITAGARH	BSOFT
MCX	

## Market Review

**US:** U.S. stocks took a breather on Wednesday, pausing a two-day rally as the tenuous Israel-Iran cease fire continued to hold and investors pored over a second day of congressional testimony from Federal Reserve Chair Jerome Powell.

**Asia:** Asian stock markets are trading mixed on Thursday, as traders remain concerned about the fragile ceasefire in the Middle East that appears to hold and shift focus to the looming U.S. tariff pause deadline on July 9.

**India:** On Wednesday, the Indian equity markets posted strong gains amid reduced volatility and improving global sentiment.

**Market is expected to open on a positive note and likely to witness range bound move during the day.**

**Global economy:** China will act more aggressively to boost laggard consumption in the country, likely heralding more stimulus measures from Beijing. China will take forceful steps to boost consumption, Li said in an address at the Asian Infrastructure Investment Bank's annual meeting. Li also highlighted resilience in the Chinese economy, and said that growth had remained stable in the second quarter. Beijing had through late-2024 rolled out a slew of measures aimed at boosting laggard consumer spending in the country, most notably subsidies on electronics and household goods.

U.S. Treasury Secretary Bessent extended the dept's authority to continue extraordinary cash management measures to keep from breaching the federal debt ceiling by nearly a month. Bessent said in a letter to congressional leaders that he had determined that the debt issuance suspension period previously scheduled to expire on Friday needed to continue. The declaration allows the Treasury to suspend funding from govt pension and retiree healthcare funds that are not needed to pay immediate benefits.

**Commodities:** Oil prices inched higher, extending gains from the previous day as a larger-than-expected draw in U.S. crude stocks signalled firm demand, while investors remained cautious about the Iran-Israel ceasefire and stability in the Middle East.

Gold prices nudged higher on Thursday, supported by a softer dollar, as investors looked ahead to upcoming U.S. economic data for hints on the Federal Reserve's potential direction on interest rates.

**Currency:** The dollar eased to a fresh 3-1/2-year low on the euro on Thursday as concerns about the future independence of the U.S. Federal Reserve undermined faith in the soundness of the country's monetary policy.

**FII Derivative Transactions (Rs. Cr)**

Contracts	Purchase		Sell		Net	Open Interest (OI)		OI (Previous day)		Change	
	Contract	Value	Contract	Value		Contract	Value	Contract	Value	Contract	Value
Index Future	37186	6914	34585	6385	529	199772	37570	201753	37554	(1981)	16
Index Option	9898263	1816975	9770503	1795882	21093	2713455	504302	2474123	454736	239332	49566
Stock Future	1557341	107917	1516748	103794	4123	5837623	408920	5906114	406396	(68491)	2524
Stock Option	1283329	89660	1301329	91295	(1635)	1828481	120892	1830225	120047	(1744)	845
<b>Total</b>	<b>12776119</b>	<b>2021466</b>	<b>12623165</b>	<b>1997356</b>	<b>24110</b>	<b>10579331</b>	<b>1071684</b>	<b>10412215</b>	<b>1018733</b>	<b>167116</b>	<b>52951</b>

FII All Activity-BBG (Rs Cr)		Buy	Sell	Net
18-Jun-25		11210	11808	(598)
19-Jun-25		13557	11517	2040
20-Jun-25		55363	45891	9472
23-Jun-25		8891	10727	(1836)
24-Jun-25		15207	19543	(4337)
<b>Month to date- June</b>		<b>287231</b>	<b>283121</b>	<b>4110</b>
FII (Prov.) (Rs. Cr)		Buy	Sell	Net
19-Jun-25		11966	10957	1008
20-Jun-25		52121	44417	7704
23-Jun-25		8393	10371	(1977)
24-Jun-25		13084	16057	(2973)
25-Jun-25		13140	15446	(2306)
<b>Month to date-June</b>		<b>283099</b>	<b>286151</b>	<b>(3052)</b>
DII (Prov.) (Rs. Cr)		Buy	Sell	Net
19-Jun-25		10710	10345	366
20-Jun-25		22652	26310	(3658)
23-Jun-25		10951	7723	3229
24-Jun-25		13936	9633	4303
25-Jun-25		12345	10327	2018
<b>Month to date-June</b>		<b>271616</b>	<b>206986</b>	<b>64630</b>
FII Debt - BBG (Rs. Cr)		Buy	Sell	Net
18-Jun-25		1411	2463	(1052)
19-Jun-25		2530	494	2036
20-Jun-25		5459	4307	1152
23-Jun-25		2221	1490	731
24-Jun-25		2162	2126	36
<b>Month to date- June</b>		<b>42652</b>	<b>52819</b>	<b>(10166)</b>

Market Breadth	BSE		NSE	
	No.	%	No.	%
Advance	2779	67%	2122	72%
Decline	1262	30%	765	26%
Unchanged	121	3%	76	3%

Market Turnover	25-Jun	24-Jun	Var (%)
BSE Cash	6401	11364	-44%
NSE Cash	101658	111594	-9%
NSE Futures	333672	412249	-19%
NSE Options	21672339	20770829	4%
Total (Rs.Cr)	22114070	21306037	4%

Volatility Index	25-Jun	24-Jun
Volatility Index	12.96	13.64

Index PE - TTM	25-Jun	Yr. High	Yr. Low
Sensex	23.7	25.2	20.3
Nifty	22.7	24.4	19.6

**Corporate News**
**Jio Financial Services infuses Rs 190 cr in Payments Bank arm**

JFSL has invested Rs 190 cr in its payments bank subsidiary, Jio Payments Bank Ltd, by acquiring 19,00,00,000 equity shares. This transaction follows JFSL's recent acquisition of State Bank of India's 17.8% stake in Jio Payments Bank, making it a wholly-owned subsidiary. The deal was executed at arm's length. (ET)

**Vodafone Idea aims for \$2.9 bn in loans to bolster network**

Vodafone Idea is in talks with lenders, led by State Bank of India, to secure approximately 250 bn rupees in loans. This funding aims to enhance its network infrastructure and improve competitiveness against Reliance Jio and Bharti Airtel. The company seeks to reclaim market share amidst subscriber losses, with potential government relief on dues possibly aiding their financial position. (ET)

**SEBI slaps Rs. 25 Lakh penalty on BSE for flouting regulatory norms**

Sebi slapped Rs 25 lakh penalty on BSE for failing to provide equal access to corporate disclosures to all stakeholders and take action against brokers with frequent modifications during trades. The market regulator passed the order after an inspection conducted between Feb 2021 and Sep 2022. (TOI)

**Economy**
**FDI inflows rise to \$8.8 bn in April, NRI deposit mobilisation slows**

India's foreign direct investment surged to \$8.8 bn in April, a 22% increase year-over-year, bolstering the RBI's foreign exchange reserves. While non-resident deposit inflows slowed, overall external commercial borrowing rose significantly. Despite a drop in foreign portfolio investment, India's external sector remains resilient, with forex reserves reaching \$698.95 bn in June. (ET)

**After magnets, China now plants agriculture barrier for India**

For the past two months, China has ceased exporting specialty fertilizers crucial for enhancing the production of fruits and vegetables to India, despite continuing shipments to other countries. This halt, impacting India's reliance on China for 80% of these chemicals, is attributed to inspections and procedural delays imposed by the Chinese government, raising concerns about potential retaliatory measures. (ET)

**International**
**Microsoft, OpenAI clash over AGI clause in \$10 bln deal – The Information**

Microsoft and OpenAI are facing growing tensions over a clause in their \$10 bn partnership agreement that allows OpenAI to cut off Microsoft's access to its AI models if it declares the achievement of AGI. (Invst)

Top 5 Nifty Gainers	25-Jun	24-Jun	Var(%)
TITAN	3652	3526	3.6%
INFY	1615	1582	2.1%
M&M	3216	3150	2.1%
GRASIM	2832	2781	1.8%
JSWSTEEL	1024	1007	1.7%
Top 5 Nifty Losers	25-Jun	24-Jun	Var(%)
BEL	406	419	-3.0%
KOTAKBANK	2198	2224	-1.1%
EICHERMOT	5576	5629	-0.9%
ONGC	242	244	-0.8%
AXISBANK	1213	1221	-0.6%

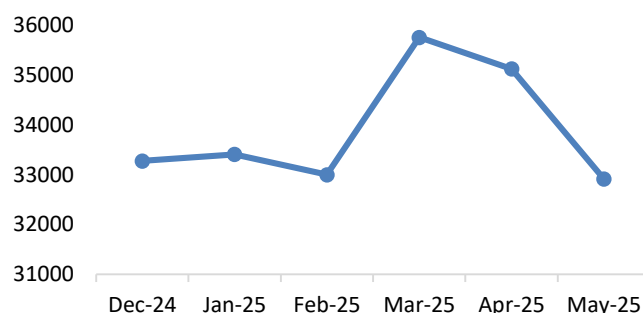
BSE Index Watch	Last	1 day	1 wk	1 mth	1 yr
SENSEX	82756	0.9%	1.6%	0.7%	5.2%
MIDCAP	46106	0.6%	0.9%	2.2%	0.5%
SMLCAP	53897	1.6%	1.6%	4.1%	3.4%
AUTO	53324	1.0%	2.0%	0.1%	-6.3%
BANKEK	63699	0.1%	1.3%	0.9%	5.9%
Capital Goods	70703	-0.5%	1.2%	1.2%	-2.7%
FMCG	20140	0.9%	0.7%	-3.4%	-1.6%
Health Care	43591	1.1%	1.0%	2.2%	18.8%
IT	38204	1.7%	-0.4%	2.5%	5.2%
METAL	31024	0.4%	1.9%	-1.2%	-5.0%
Oil & Gas	27078	0.0%	-0.1%	-1.2%	-6.0%
Power	6774	0.5%	1.1%	-1.1%	-13.4%
Realty	7915	0.6%	1.1%	8.3%	-7.8%

Margin Trading Disclosure (Rs. In Cr)	Last	1 day	1 wk	1 mth	3 mth
Op. Scripwise Outstanding	83175	-1.4%	-0.9%	9.9%	22.5%
Fresh Exposure	5946	15.9%	5.7%	-8.3%	-6.1%
Exposure liquidated	5799	-8.3%	-3.8%	-7.6%	-4.6%
Closing Net scripwise outstanding	83322	0.2%	-0.3%	9.8%	22.2%

NSE USD Futures	25-Jun	24-Jun	Var (%)
May Expiry (Rs./\$)	86.07	86.07	0.0%
June Expiry (Rs./\$)	87.20	86.67	0.6%
Total Turnover (Rs. Cr)	6590	7069	-7%

Sectors	TTM PE
Auto	31.56
Auto Ancillary	41.95
Banking	14.31
Engineering	47.07
Cement	71.71
Diamonds & Jewellery	42.79
Housing Finance	24.27
Infrastructure & Const	29.85
Metals-Aluminium	29.87
Metal – Steel	17.89
Oil Expl.	7.04
Pharma	10.46
Power – Gen. Supp.	40.18
Information Tech.	27.03
Sugar	18.22
Telecom Serv. Prov.	39.68
Tyres	30.55

## Pig Iron prices (Rs) (Source: BigMint)



10 year G-Sec Yield	Current	Previous	Change
US	4.27%	4.29%	(2) bps
Japan	1.40%	1.40%	0 bps
India	6.29%	6.25%	4 bps
UK	4.48%	4.47%	1 bps
Libor 3 Mths	4.85%	4.85%	0 bps

Indian Eco Data	Current	Previous	Var(%)
Forex Reserve (US\$ in bn)	602	699	-13.9%
Inflation - WPI	0.39%	0.85%	(46) bps
Inflation - CPI	2.82%	3.16%	(34) bps

India GDP	Q3FY25	Q2FY25	Var(%)
Growth	7.38%	6.40%	98 bps

Monetary Policy	Current	Previous	Change
Repo Rate	5.50%	6.00%	(50) bps
Reverse Repo Rate	3.35%	3.35%	0 bps
CRR	4.00%	4.00%	0 bps
O/S Banking System Liquidity (Rs bn)	2480	2309	170.7

IIP Growth %	Mar-25	Mar-24	Apr-Feb
IIP	2.7	5.2	3.5
Capital Goods	2.4	7.0	6.2
Mining	0.4	1.3	2.2
Manufacturing	3.0	5.9	4.2
Electricity	6.3	8.6	3.8

## ADR Price Movement

Company	Price (US\$)	Volume	Previous Day Price	Volume	Variance (%)	No. of Share Per ADR	ADR Price (Rs.)	BSE Price	Variance (%)
Infosys Tech	18.51	10846475	18.30	8763746	1.15%	1	1593.57	1614.90	-1.3%
Wipro	3.08	5519684	3.07	4542542	0.33%	1	265.16	269.41	-1.6%
Dr.Reddy's	15.50	1376501	15.59	1409409	-0.58%	1	1334.43	1341.60	-0.5%
ICICI Bank	32.89	3345448	32.90	4446883	-0.03%	2	1415.79	1425.80	-0.7%
HDFC Bank	75.96	2245562	75.10	1751724	1.15%	3	2179.86	1980.20	10.1%

## GDR's (US\$)

	Prices	Prev. Close	Change	Var %
L&T	42.05	42.00	0.0	0.1%
RIL	67.60	67.50	0.1	0.1%
SBI	92.70	92.50	0.2	0.2%

US Economy Data	Current	Previous
Inflation (%) (YoY)	2.40%	2.30%
Unemployment (%)	4.20%	4.20%

Interest Rate (%)	Current	Previous
Fed Rate	4.50%	4.50%

US GDP	Q2CY25	Q1CY25
Growth (QoQ Annualized)	-0.20%	2.40%

China Economy Data	Current	Previous
GDP	5.40%	5.40%
Inflation – CPI (%)	-0.10%	-0.10%

Economic Calendar	Date
Indian GDP Data	29 Aug
Indian Inflation Data CPI	14 July
Indian Inflation Data WPI	14 July
Indian Monetary Policy	06 Aug
India's Industrial Production (IIP)	29 Jun
US Inflation Data	15 July
US GDP	26 Jun
US Unemployment Data	03 July
US Fed Rate	03 July
China GDP	15 July
China Inflation Data	09 July

## Event Update

Name	Date	Purpose
Prime Securities Ltd.	26/06/25	Rs.1.50 per share(30%)Final Dividend
Allied Blenders And Distillers Ltd.	27/06/25	Rs.3.60 per share(180%)Final Dividend
Alufluoride Ltd.	27/06/25	Rs.3.00 per share(30%)Final Dividend
Bajaj Finserv Ltd.	27/06/25	Rs.1.00 per share(100%)Final Dividend
Bajaj Holdings & Investment Ltd.	27/06/25	Rs.28.00 per share(280%)Final Dividend
Bharat Bhushan Finance & Commodity Brokers Ltd.	27/06/25	Rs.0.60 per share(6%)Final Dividend
Care Ratings Ltd.	27/06/25	Rs.11.00 per share(110%)Final Dividend
Cipla Ltd.	27/06/25	Rs.3.00 per share(150%)Special Dividend
HDFC Bank Ltd.	27/06/25	Rs.22.00 per share(2200%)Dividend
Jayant Agro-Organics Ltd.	27/06/25	Rs.2.50 per share(50%)Dividend
Maharashtra Scooters Ltd.	27/06/25	Rs.30.00 per share(300%)Final Dividend
Padam Cotton Yarns Ltd.	27/06/25	Stock Split from Rs.10/- to Re.1/-
RPG Life Sciences Ltd.	27/06/25	Rs.4.00 per share(50%)Special Dividend
Sky Industries Ltd.	27/06/25	Rs.1.00 per share(10%)Final Dividend
Swaraj Engines Ltd.	27/06/25	Rs.104.50 per share(1045%)Final Dividend
Syngene International Ltd.	27/06/25	Rs.1.25 per share(12.5%)Final Dividend
Visaka Industries Ltd.	27/06/25	Rs.0.50 per share(25%)Final Dividend
Welspun Living Ltd.	27/06/25	Rs.1.70 per share(170%)Final Dividend



## Bulk Deal As On 25/06/25

BSE					
Security Code	Security Name	Client Name	Deal	Quantity	Price
530745	ACSTECH	NEO APEX VENTURE LLP	B	750000	22.64
538351	AFEL	ANSHUAGRAWAL	B	192350	3.19
538351	AFEL	KAUSHAL HITESHBHAI PARIKH	S	300000	3.19
538351	AFEL	LAAVNYA .	B	300000	3.19
538351	AFEL	SEIFER RICHARD MASCARENHAS	S	300000	3.19
537069	ARNOLD	LAKSHMISHREE INVESTMENT & SECURITIES PRIVATE LIMITED	B	210000	24.5
537069	ARNOLD	LEADING LIGHT FUND VCC - THE TRIUMPH FUND	S	200000	24.22
537069	ARNOLD	NAVRATRI SHARE TRADING PRIVATE LIMITED .	S	300000	24.47
537069	ARNOLD	NECTA BLOOM VCC - NECTA BLOOM ONE	B	200000	24.3
544181	AWFIS	VBAP HOLDINGS PRIVATE LIMITED	S	1000000	650
511505	CAPTRUST	YOGEN KHOSLA	S	223171	75.9
540080	DHATRE	RISHIKUNJ VINCOM PRIVATE LIMITED	S	1040128	8.02
531035	EBIX	BLUE SQUARE CORPORATE SERVICES PRIVATE LIMITED	B	1010200	45.17
514402	ECOHOTELS	LENUS FINVEST PRIVATE LIMITED	S	381672	16.87
540204	EIKO	SIDDHANT LAXMIKANT KABRA	B	71000	49.06
538708	ETIL	RAVI RANJAN	B	96125	10.51
509597	HARDCAS	ACHAL JATIA	S	22000	710
509597	HARDCAS	SHRI AMBIKA TRADING COMPANY PVT LTD	B	22002	710
590018	HISARMETAL	MAHABIR PRASAD JINDAL	B	44050	196.43
590018	HISARMETAL	NARENDER KUMAR JINDAL AND SONS	S	44050	196.4
540377	IFL	AMIT KUMAR AGARWAL	S	4724136	1.16
540377	IFL	DHAVAL SHANKARBHAI RABARI	B	5000000	1.15
540377	IFL	GAUTAM RAJ	B	7000000	1.16
540377	IFL	TEUDDY TECHNOLOGY PRIVATE LIMITED	B	4500000	1.16
590065	IMPAL	PARI WASHINGTON COMPANY AC PARI WASHINGTON INDIA MASTER FUND LTD	S	491000	1150
590065	IMPAL	PARI WASHINGTON INVESTMENT FUND	S	133000	1150
590065	IMPAL	SUNDARAM FINANCE HOLDINGS LIMITED	B	237120	1150
590065	IMPAL	TRICHUR SUNDARAM SANTHANAM & FAMILY PRIVATE LIMITED .	B	386880	1149.99
539175	INDRAIND	DASHRATH RATHILAL BHANUSHALI	S	34800	14.65
539175	INDRAIND	VIVEK MISHRA	B	58000	14.65
520057	JTEKTINDIA	NIPPON INDIA MUTUAL FUND	B	1925001	138.82
531780	KACL	PRIT HI - POWER PRIVATE LIMITED	S	710606	7.78
519612	LAKESHORE	GREEN PEAKS ENTERPRISES LLP	S	25206	89.97
519612	LAKESHORE	MANISH KUMAR HUF	B	20300	86.51
519612	LAKESHORE	MULTIPLIER SHARE & STOCK ADVISORS PRIVATE LIMITED	B	19000	90.03
519612	LAKESHORE	SHAH DIPAK KANAYALAL	S	23370	86.51
543207	NATURAL	CHOKSHI DIMPLE	S	355815	12.91
543207	NATURAL	HETAL ARUNKUMAR PRAJAPATI	S	23324	12.26
543207	NATURAL	HETAL ARUNKUMAR PRAJAPATI	B	553130	13.63
543207	NATURAL	PRAVEEN PAHUJA	B	300000	12.9
522289	NMSRESRC	RAJ KUMAR CHAUHAN	S	22299	46.62
531512	ORIENTTR	GURMEET SINGH	S	65019	21.9
531512	ORIENTTR	GURMEET SINGH	B	12863	22.83
531512	ORIENTTR	KUBER EQUITY SERVICES LLP	B	65000	21.9
541444	PALMJEWELS	ASHIABANU ANVARLI SAIYAD	B	53226	30.44
530095	PRADHIN	ALKABEN PRADIPKUMAR SHAH	S	5303782	0.32

536659	PVVINFRA	LUCA INFRASTRUCTURES PRIVATE LIMITED	B	573416	5.58
536659	PVVINFRA	NORTHEAST BROKING SERVICES LIMITED	S	735000	5.58
539561	REMLIFE	NEO APEX VENTURE LLP	S	13430960	0.8
539561	REMLIFE	NEO APEX VENTURE LLP	B	1	0.87
543256	RFLL	BRIJESH JITENDRA PAREKH	S	64000	24.9
543256	RFLL	PRITA BRIJESH PAREKH	B	64000	24.9
538119	RNBDEINMS	AFFLUENCE GEMS PRIVATE LIMITED	B	1200000	89
542725	SBC	ASHU KUMAR AGGARWAL	S	2600000	14.74
543366	SBLI	GRISHMA VIRAL JHAVERI	B	4800	35.21
539584	SIPTL	JAGID VANITABEN RAJENDRAPRASAD	S	12850000	0.38
544399	SRIGEE	GREEN PEAKS ENTERPRISES LLP	B	32400	315.08
544399	SRIGEE	ISHAAN TRADEFIN LLP	S	98400	319.24
544399	SRIGEE	ISHAAN TRADEFIN LLP	B	4800	290
544399	SRIGEE	MULTIPLIER SHARE & STOCK ADVISORS PRIVATE LIMITED	B	31200	320.5
544399	SRIGEE	NEO APEX VENTURE LLP	B	57600	302.84
544399	SRIGEE	TOPGAIN FINANCE PRIVATE LIMITED	S	88800	308.37
511700	STANCAP	SONY SEBASTIAN	B	10444000	0.7
511447	SYLPH	MAHABIR TRADEVENTURES LLP	S	2386263	1.27
511447	SYLPH	NIRAJ RAJNIKANT SHAH	B	5539709	1.27
521005	TITANIN	BYTE DEVELOPERS PRIVATE LIMITED	S	74	14.8
521005	TITANIN	BYTE DEVELOPERS PRIVATE LIMITED	B	334093	14.78
521005	TITANIN	NORTHEAST BROKING SERVICES LIMITED	S	375000	14.78
538464	TPROJECT	MUKESH COMMERCIAL PVT LTD	B	154101	4.27
541338	UHZAVERI	DEEPIKAHARISHJAIN	B	75378	18.43
541338	UHZAVERI	MAMTA DEVI	S	67750	18.44
541338	UHZAVERI	NEERAJ KUMAR SINGLA	B	61930	18.24
541338	UHZAVERI	NIRANJANPRABHU	B	79820	18.45
541338	UHZAVERI	REKHA KHATRI	S	68360	18.45
539097	URSUGAR	ARHAM SHARE PRIVATE LIMITED	S	550000	6
542803	VEL	JAY BHAVSAR	S	50000	15.5
542803	VEL	JAY BHAVSAR	B	149812	15.48
542803	VEL	JHANVI JITENDRA KATARMAL	B	50000	15.5
542803	VEL	PIYUSH SECURITIES PVT LTD	S	150000	15.48

## NSE

Security Code	Security Name	Client Name	Deal	Quantity	Price
ANZEN	Anzen Ind Ene Yld Plu Tru	EDELWEISS INFRASTRUCTURE YIELD PLUS	SELL	4225000	112.56
ARISINFRA	Arisinfra Solutions Ltd	CITIGROUP GLOBAL MARKETS MAURITIUS PVT LTD	SELL	540674	183.73
ARISINFRA	Arisinfra Solutions Ltd	NOVA GLOBAL OPPORTUNITIES FUND PCC - TOUCHSTONE	SELL	522354	205
ARISINFRA	Arisinfra Solutions Ltd	SOCIETE GENERALE	SELL	1022030	184.81
AWFIS	Awfis Space Solutions Ltd	VBAP HOLDINGS PRIVATE LIMITED	SELL	1000000	650.01
CAPTRUST	Capital Trust Limited	YOGEN KHOSLA	SELL	102857	75.76
CELLECOR	Cellecor Gadgets Limited	RAVI AGARWAL	SELL	2391000	40
EEPL	Eppeltone Engineers Ltd	CINCO STOCK VISION LLP	SELL	265000	260.68
EEPL	Eppeltone Engineers Ltd	JAYSUKHBHAI THATHAGAR	BUY	80000	258.75
EEPL	Eppeltone Engineers Ltd	NEO APEX VENTURE LLP	SELL	200000	262.78
EEPL	Eppeltone Engineers Ltd	STATSOL RESEARCH LLP	SELL	168000	256.58
EEPL	Eppeltone Engineers Ltd	VINOD KUMAR	BUY	134000	257.97
EEPL	Eppeltone Engineers Ltd	YUGA STOCKS AND COMMODITIES PRIVATE LIMITED	BUY	80000	257.75
INFLUX	Influx Healthtech Limited	ISHAAN TRADEFIN LLP	BUY	117600	131.48
INFLUX	Influx Healthtech Limited	JAGDISHPRASHADSHARMA	BUY	126000	132.92
INFLUX	Influx Healthtech Limited	MANSI SHARE AND STOCK BROKING PRIVATE LIMITED	BUY	120000	127.21
INFLUX	Influx Healthtech Limited	ROHAN GUPTA	BUY	289200	131.8
JTEKTINDIA	JTEKT India Ltd	NIPPON INDIA MUTUAL FUND A/C NIPPON INDIA SMALL CAP FUND	BUY	1998630	138.84
PATILAUTOM	Patil Automation Limited	DARSHANA MITESH CHOTHANI	BUY	124800	178.9
PATTECH	Pattech Fitwell Tub Com L	VIRAL PRAFUL JHAVERI	BUY	42000	77.62
PRAXIS	Praxis Home Retail Ltd	2015 GROVER FAMILY TRUST	SELL	700000	11.85
PRAXIS	Praxis Home Retail Ltd	CMS COMPUTERS LIMITED	BUY	700000	11.86
SABAR	Sabar Flex India Limited	PRAVINBHAI VANMALI MANDALIYA	SELL	105000	4
STARHEALTH	Star Health & AI Ins Co L	SBI MUTUAL FUND	BUY	16422758	420
STARHEALTH	Star Health & AI Ins Co L	WF ASIAN SMALLER COMPANIES FUND LIMITED	SELL	16685900	420.03
TROM	Trom Industries Limited	SHIVARJUN BYRAPANENI RAO	SELL	64800	104.79
VINEETLAB	Vineet Laboratories Ltd	SATYANARAYANA RAJU BHUPATHIRAJU	SELL	50000	30.05
VINEETLAB	Vineet Laboratories Ltd	SUREKHA NAGA LAKSHMI PENDELA	BUY	110000	30.05

#### Disclosure:

Research Reports that are published by Nirmal Bang Securities Private Limited (hereinafter referred to as "NBSPL") are for private circulation only. NBSPL is a registered Research Analyst under SEBI (Research Analyst) Regulations, 2014 having Registration no. INH000001766. NBSPL is also a registered Stock Broker with National Stock Exchange of India Limited, BSE Limited, Metropolitan Stock Exchange of India Limited, Multi Commodity Exchange of India Limited and , National Commodity and Derivative Exchange Limited in Capital Market , Equity and Commodities derivatives segments and Currency Derivatives Segment .

NBSPL has other business divisions with independent research teams separated by Chinese walls, and therefore may, at times, have different or contrary views on stocks and markets.

NBSPL or its associates have not been debarred / suspended by SEBI or any other regulatory authority for accessing / dealing in securities Market since last 20 years. NBSPL, its associates or analyst or his relatives do not hold any financial interest (Except Investment) in the subject company. NBSPL or its associates or Analyst do not have any conflict or material conflict of interest at the time of publication of the research report with the subject company. NBSPL or its associates or Analyst or his relatives may or may not hold beneficial ownership of 1% or more in the subject company at the end of the month immediately preceding the date of publication of this research report.

NBSPL or its associates / analyst has not received any compensation / managed or co-managed public offering of securities of the company covered by Analyst during the past twelve months. NBSPL or its associates have not received any compensation or other benefits from the company covered by Analyst or third party in connection with the research report. Analyst has not served as an officer, director or employee of Subject Company. NBSPL / analyst has not been engaged in market making activity of the subject company.

**Analyst Certification:** The research analysts and authors of these reports, hereby certify that the views expressed in this research report accurately reflects my/our personal views about the subject securities, issuers, products, sectors or industries. It is also certified that no part of the compensation of the analyst(s) was, is, or will be directly or indirectly related to the inclusion of specific recommendations or views in this research. The analyst(s) principally responsible for the preparation of this research report and has taken reasonable care to achieve and maintain independence and objectivity in making any recommendations.



## Disclaimer:

The Research Report is for the personal information of the authorized recipient and does not construe to be any investment, legal or taxation advice. NBSPL is not soliciting any action based upon it. Nothing in the research report shall be construed as a solicitation to buy or sell any security or product, or to engage in or refrain from engaging in any such transaction. In preparing the research report, we did not take into account the investment objectives, financial situation and particular needs of the reader.

The research report has been prepared for the general use of the clients of NBSPL and must not be copied, either in whole or in part, or distributed or redistributed to any other person in any form. If you are not the intended recipient you must not use or disclose the information in the research report in any way. Though disseminated to all the customers simultaneously, not all customers may receive the research report at the same time. NBSPL will not treat recipients as customers by virtue of their receiving the research report. The research report is not directed or intended for distribution to or use by any person or entity resident in a state, country or any jurisdiction, where such distribution, publication, availability or use would be contrary to law, regulation or which would subject NBSPL & its group companies to registration or licensing requirements within such jurisdictions.

The report is based on the information obtained from sources believed to be reliable, but we do not make any representation or warranty that it is accurate, complete or up-to-date and it should not be relied upon as such. We accept no obligation to correct or update the information or opinions in it. NBSPL or any of its affiliates or employees shall not be in any way responsible for any loss or damage that may arise to any person from any inadvertent error in the information contained in the research report. NBSPL or any of its affiliates or employees do not provide, at any time, any express or implied warranty of any kind, regarding any matter pertaining to this report, including without limitation the implied warranties of merchantability, fitness for a particular purpose, and non-infringement. The recipients of the research report should rely on their own investigations.

This information is subject to change without any prior notice. NBSPL reserves its absolute discretion and right to make or refrain from making modifications and alterations to this statement from time to time. Nevertheless, NBSPL is committed to providing independent and transparent recommendations to its clients, and would be happy to provide information in response to specific client queries.

Before making an investment decision on the basis of research report, the reader needs to consider, with or without the assistance of an adviser, whether the advice is appropriate in light of their particular investment needs, objectives and financial circumstances. There are risks involved in securities trading. The price of securities can and does fluctuate, and an individual security may even become valueless. International investors are reminded of the additional risks inherent in international investments, such as currency fluctuations and international stock market or economic conditions, which may adversely affect the value of the investment. Opinions expressed are subject to change without any notice. Neither the company nor the director or the employees of NBSPL accept any liability whatsoever for any direct, indirect, consequential or other loss arising from any use of the research report and/or further communication in relation to the research report. Here it may be noted that neither NBSPL, nor its directors, employees, agents or representatives shall be liable for any damages whether direct or indirect, incidental, special or consequential including lost revenue or lost profit that may arise from or in connection with the use of the information contained in the research report.

Copyright of this document vests exclusively with NBSPL.

Our reports are also available on our website

Registration granted by SEBI and certification from NISM in no way guarantee performance of NBSPL or provide any assurance of returns to investors.

### **Nirmal Bang Research (Division of Nirmal Bang Securities Pvt. Ltd.)**

B-2, 301/302, Marathon Innova,  
Opp. Peninsula Corporate Park  
Off. Ganpatrao Kadam Marg  
Lower Parel(W), Mumbai-400013  
Board No. : 91 22 6723 8000/8001  
Fax. : 022 6723 8010